

1

RRDS GOVERNMENT DEGREE COLLEGE,
BHIMAVARAM



COMMUNITY SERVICE PROJECT

ON

“WATER POLLUTION”

IN

Bhimavaram

W.G.Dt

BY

K KEERTHI SRI

II BSC COMPUTERS

Under the guidance of

Dr.K.SRINIVASA RAO

Lecturer in Telugu

Declaration

I hereby declare that the Community Service Project work with main Project entitled "*Water Pollution*" is based on the original work carried out by me at R.R.D.S Government Degree College, Bhimavaram, W.G.Dt, A.P under the supervision of Dr.K.Srinivas RAO, Lecturer in Telugu. I also affirm that this work is original and has not been submitted in part or full, for any other purpose to any other institution.

Signature K.keerthi

Regd.No. 4

CERTIFICATE

This is to certify that the Community Service Project - Socio Economic Survey and main project entitled "Water Pollution" was submitted by K.KEERTHI SRI with Regd. No 223127102004 to RRDS Government Degree College, Bhimavaram, W.G.Dt., A.P. 534202. This work is original and hasn't been submitted in part or full for any other purpose to any other institution.



PROJECT MENTOR

Dr. K. Srinivasa Rao

Dr. K. Srinivasa Rao
R.D.S. Govt. Degree College
Bhimavaram-2 (W.G.)



HOD/Principal

R.R.D.S. Govt. Degree College
BHIMAVARAM-534 202.

Acknowledgement

I/We owe a deep debt of gratitude to Dr.K Srinivasa rao, Lecturer in Telugu, RRDS Government Degree College, Bhimavaram for suggesting us this particular Study Project and helping us in carrying out this task.

We are thankful to Dr. V K J Prasuna, Principal, RRDS Government Degree College, Bhimavaram for giving us permission for this Study Project and also for her valuable suggestions to complete this task.

We are thankful to all our faculty members for their guidance and help in completing this field visit successfully.

Student Signature *K Keerthi*

Rege. No. *4*

RRDS GOVERNMENT DEGREE COLLEGE,
BHIMAVARAM



COMMUNITY SERVICE PROJECT

ON

WATER POLLUTION

IN

Bhimavaram

WG DT

BY

K.KEERTHI SRI

I BSC COMPUTERS

Under the guidance of

Dr.K.Srinivasa rao

Lecturer in Telugu

PART-A

Abstract of Socio-economic Survey
RRDS GOVERNMENT DEGREE COLLEGE, BHIMAVARAM
COMMUNITY SERVICE PROJECT

Abstract of Socio-economic Survey

Name of the Students : K.KEERTHI SRI

Group : BSC(MPCS)

Registration Number : 223127102004

Habitat	srirampuram	Panchayat	Bhimavaram	Pin code	534202
Post office	Sivaraopeta	Mandal	Bhimavaram	District	w.G

- No. of Families surveyed :70

1. Social Status of families details:

- (i)Caste: SC- 20 ST- 10 BC-A- 5 BC-B- 5 BC-C- 30 BC-D- 00 OC-00
- Religion : Hindus- 30 Cristian's: 40
- Number of males - 200 Females- 100
- Number of literates: 20 Number of illiterates- 50
- Number of graduates- 30
- Number of Job holders-20
- Number of PH People- 00

2.Economic Status of the sample households

- Category. of Houses :Hut- 00 SemiPucca- 00 Pucc- 40 Apartment- 20 Bungalow- 3
- Own houses- 40 Rentd- 50
- Source of Drinking Water Govt taps - 50 own taps-20
- Agricultural holding families - 00
- Major crops grown in the habitat – 20
- Houses have own toilet - 50
- Cooking fuels LPG- 70
- No of DWACRA groups in the habitat- 50

- NO of Ration Card holders - 70
- Number of houses having vehicles Two wheelers- 40 Auto- 30
- Average monthly earnings of the household Rs. 15000/-
- No.of families having banking transactions Govt Banks - 30 Private banks- 40
- No.of families take loans from : Govt.bank- 30 Pvt.bank- 20 indigenous bankers- 10
- No.of Persons covered under insurance - 00
- No.of persons having driving licences- 50

3.Health Details of the sample households

- Common health problems in the habitat - sugar and BP
- Number of families suffering from diseases: 00
- Source of treatment :
Govt. Hospital- 20 Private Hospital— 50 Traditional Medicine-22
- Families having Aarogya Sree Cards: 40

4. Other details

- No. of Families have TV - 60
- No. of Families having Mobile- 67
- No. of Families have Laptop/computers- 20
- No. of Families have internet; 60 (Mobile data)

5.Name of the Govt. Schemes received

- Jagananna Vidhya Deevena - 25
- Jagananna Vasathi Deevena- 30
- Rythu Bharosa - 10
- Others- Ammavodi

Major problems faced in the village

- **Road problems**
- **Drinking Water**
- **Plastic pollution**

Major problems faced in the village

- > Road problems
- > Drinking Water
- > Plastic pollution

Place: *Bhimavaram*



Signature of the Mentor

Date: 3/9/23

Dr. K. Srinivasa Rao

Dr. K. Srinivasa Rao
HOD, ...
...

K. Keerthi Sri

Signature of the Student

RRDS GOVT. DEGREE COLLEGE, BHIMAVARAM, W.G.DI, A.P

(Affiliated to Adkavi Nannayya University, Rajamahendravaram)

Estd:1972

☎ 08816-223458

🌐 www.rrdsgdc.ac.in



Accredited by NAAC

AISHE:C-24023

📧 gdebhimavaram.jkc@gmail.com

COMMUNITY SERVICE PROJECT – 2023

Basic Profile of the Village

Village Overview

Name of the Village	SriRampuram
Mandal	Bhimavaram
District	West Godavari
Assembly Constituency	Narasapuram
Parliamentary Constituency	Andhra Pradesh, W.G. Dist
Name of the Sarpanch	Thota Raju
Name of the MPTC	-
Name of the ZPTC	-
Name of the M. L. A	Gandhi Srinivas
Name of the M. P.	K. Raghuramakrishna
Geographical Area of the Village	1915 hectares 16.5860°N.
Geographical Coordinates of the Village	81.4673°E
Total number of Households in the Village	11047

Key Demographics as per Census 2011

Total Population	146,961
Male Population	72,441
Female Population	74,520
Population Density	6,400/km ²
Sex ratio	1029
Children	969
Total Literacy Rate	111,356
Male Literacy Rate	57,016
Female Literacy Rate	54,340

Basic Economic profile

Total Cultivable Land	300
Land under Agriculture	100
Land under aquaculture	200
Industries in the Village if any	1) - 2) - 3) -
Total Number of Workforce in the Village	2,577
Number of Male Workforce	1,771
Number of Female Workforce	696
Cultivators	
Agricultural labour	1,539
Household industries	123
Other workers	570
Marginal workers	231
Non-workers	3,843

AREA OF THE STUDY

PART-A

About the Village

Srirampuram village in the mandal of bhimvaram in the West Godavari District of Andhra Pradesh. In srirampuram village , Near Durga Matha Temple, Goddess Durgammaa jatara is held grandly in this village every year. This village has all facility and many educated people. People tradition is highly valued in srirampuram village, This ward has 70 families in area srirampuram pincode is 534202 and postal head office is Bhimavaram. (1km), komarada (5km) are the near by village to Srirampuram

The Population 39,174 families residing in the srirampuram. The total population of 146,961 out of which 72,441 are males and 74,520 are female population 1,029.

Bhimavaram is nearest town to srirampuram for all major economic activities, which is approximately 2km away.

WEEKLY REPORT

Week-1 (From Dt 4-5-2023 to Dt 9-5-2023)

Objective of the Activity Done: Socio Economic Survey

Detailed Report: I am K.KEERTHI SRI, studying in II Bsc).I am a part of community service project in srirampuram village. I survey successfully 70 houses this week. With in this week I visited 70 houses of the mentioned families in previous page. They interacted very positively with me. I was able to survey them and able to collect all the required data from them.

Most of the members of the family are not educated. They are dependent on agriculture and business. Most of the people living in the village are having their own houses, rent houses and the building are mostly pucca and kutcha houses.

Entire village is with drinking water tap connections provided by Government

In the first week I conducted on these families

WEEKLY REPORT

Week-2 (From Dt 17-5-2023 to Dt 22-5-2023)

Objective of the Activity Done: Socio economic survey

Detailed Report: I am K.KEERTHI SRI, studying in II Bsc In this second week, continued surveying the houses in srirampuram village. In this week I have mainly concentrated on the following issues.

We organized 10 people in a group in our village and made them all aware about drinking water.

1. Water should not be wasted
2. Do not put any waste material in drinking water
3. Drainage pits should be constructed so as not to waste rain water
4. Natural fertilizers should be used for crops, because the use of chemical fertilizers pollutes water. This causes harm not only to humans but also to animals
5. Contaminated water should not be discharged into the drains. Due to this skin diseases are prevalent.

WEEKLY REPORT**Week-3 (From Dt 15-7-2023 to Dt 20-7-2023)****Objective of the Activity Done: surveying and collecting water pollution questionnaire****Detailed Report: :** I am K.KEERTHI SRI, studying in II Bsc. In this Third week, continued surveying the houses in srirampuram village. In this week surveying and collecting water pollution

In our city people from 16 years old to 60 years old are facing waterproblems. Due to water problem most of the people in our villages are being affcted by different health issues. . After surveying them, it is known that water pollution problem is increasing DAY BY DAY.

Problems in our community

1. Industrial waste
2. Agriculture Run off
3. Sewage and wastewater
4. Oil spills
5. Chemical pollutants

Solutions to the problems

1. use fewer chemicals to clean your home.
2. Dispose of waste properly.
3. Don't flush medication.
4. Don't flush trash.
5. Conserve as much water as possible.
6. Avoid using plastic.
7. Don't use pesticides and herbicides.
8. Replace concrete with ground cover

COMMUNITY AWARENESS PROGRAM CONDUCTED OUT COMES

Community awareness program conducted on various topics to bring awareness among the people to leave quality life.

THE TOPICS COVERED

1. HEALTH AND HYDIENE
2. GREEN VILLAGE
3. AWARENESS ON SUPERSTITIONS RURAL DIGITALIZATION

RRDS GOVERNMENT DEGREE COLLEGE, SRIRAMPURAM, BHIMAVARAM,
W.G(DT)

COMMUNITY SERVICE PROJECT

1ST WEEK socio economic survey



PART-B

A STUDY ON WATER POLLUTION IN SRIRAMPURAM

INTRODUCTION

I have done community service project by the guidance of our mentor and I have chosen topic is "Water Pollution". To do survey near our community area.

The reason of why to find problems and solutions in society. By doing this project. I have gained knowledge about water pollution problem and its effect on mental health.

Water is very essential for human life It is impossible to image life with outwater due to some human activities and natural phenomenon water gets polluted and availability of water drinking is very less.water pollution is defined of the addtion of some substand or factor with quantity water.

HISTORY OF WATER POLLUTION

- **As humans began to shift from a nomadic way of living to settlements, the communities were virtually always located near water. The importance of clean water to health was recognized thousands of years ago, even if the reason was not understood. For example, in ancient Rome, the Tiber River became so polluted with the direct discharge of human sewage that separate channels were built for drinking water. Throughout the next two millennia, waterborne illness outbreaks occurred; from the descriptions provided, it is likely that many were cholera and typhoid. Even today, cholera remains a problem in areas of the world that do not have access to clean water.**

- **Similarly, in the United States, rivers were used to dispose of human waste for centuries. With the growth of industries, waters also became the disposal system for industrial waste, a practice that continued into the twentieth century. An example is the Cuyahoga River in Cleveland, Ohio, which periodically caught fire from the 1930s into the 1970s due to oil and other flammable industrial waste discharged into the water. Finally, a fire in 1969 that was immortalized in a song ("Burn On") by American recording artist Randy Newman drew attention to the deplorable condition of the Cuyahoga and other American waterways, which spurred passage of the Clean Water Act in 1972. The legislation banned the release of pollutants in waterways used by craft, although it has subsequently been criticized for a lack of standards of toxicity and difficulty in identifying pollution that does not come from a single source (non-point source pollution)**

● In the decades of prosperity following World War II (1939–1945), many chemicals were synthesized and commercialized. Antibiotics and DDT, for example, were spectacularly successful at stopping the spread of a variety of diseases (at least until resistance developed). At the same time, these and other compounds were finding

OBJECTIVES OF THE CSP

1. To know the living conditions of the people.
2. To realize stark realities of the society to develop social consciousness responsibility and accountability.
3. To develop inner strength and invent solutions to social problems.
4. To develop a holistic life perspective.
5. To study the financial literacy among the people.

SCOPE OF THE STUDY

Present social and economy status of people

Identification of problems of society

Utilization of govt scheme

Utilization of financial services offered by bank

Internet banking facility

Major problems faced by the people in the habited

Details of the project area:

Village surveyed	: SRIRAMPURAM
Mandal	: BHIMAVARAM
District	: WEST GODAVARI
Latitude and longitude Lat	: 16.5449° , 81.5212°
Village population	: 1,20,000
Number of families	: 300
Methodology followed	: Simple random sampling
Main topic of the project	: water pollution in srirampuram

WATER POLLUTION QUESTIONNAIRE

Name of the student: K.KEERTHI SRI

Regd.No.: 223127102004

Year: 2023

Group: 2nd Bsc Computers

Program: WATER POLLUTION QUESTIONNAIRE

Name of the mentor: DR.K.SRINIVASA RAO Lecturer in Telugu

Program combination: COMMUNITY SERVICE PROJECT

Name of the CSP: Socio-Economic Survey

1. Name of the village: SriRamporamMandal&dt Bhimavaram

2. Name&Address: K. VEEVA SWAMI

3. Age : 51

4. Gender : M

5. Education : 11th

6. Occupation : Electrical Bills

7. Aadhaar Card no : -

Water Pollution Questionnaire:

1. What do you mean by water pollution? Chemicals

Causes of health and hygienic	Respondents	percentage
Chemicals	15	30
Trash	15	30
Bacteria	8	16
Parasites	2	4
Total	40	80

2. What is the main cause of water pollution? Factories

Causes of health and hygienic	Respondents	Percentage
Factories	7	14
Lakes	16	32
Ponds	17	34
oil pollution	0	0
Total	40	80

3. How do people cause water pollution? Wastages are mixing in the river

Causes of health and hygienic	Respondents	Percentage
Waste are mixing in the river	13	26
Ground water	16	32
Domestic and industrial wastage	7	14
Solid waste	4	8
Total	40	80

4. Where is your drinking water supplied from? Municipality mixing tank in the

Causes of health and hygienic	Respondents	Percentage
Municipality tank	20	40
Ground water in the refresh on the earth	12	16
Natural source that are ground water	8	24
Total	40	80

5. Do you test the drinking water daily? Yes

Causes of health and hygienic	Respondents	Percentage
Yes	20	20
no	20	20
Total	40	40

7. Do you think the water you drink is safe? NO

Causes of health and hygienic	Respondents	Percentage
No	20	45
Yes	35	20
Total	55	65

8. Are there any problems with your tap water usage? NO

Causes of health and hygienic	Respondents	Percentage
No	25	45
Yes	40	30
Total	65	75

9. How many liters of tap water are used per day? 40

Causes of health and hygienic	Respondents	Percentage
40	25	45
30	40	30
Total	65	75

10. Has the water stopped in the drainage canal in your street? NO

Causes of health and hygienic	Respondents	Percentage
No	15	45
Yes	15	30
Total	30	75

11. Are the workers cleaning the drainage once a day? Yes

Causes of health and hygienic	Respondents	Percentage
No	15	40
Yes	25	30
Total	40	70

12. Are you satisfied with the tap water quality? Yes

Causes of health and hygienic	Respondents	Percentage
No	15	40
Yes	35	30
Total	40	70

13. What are the rashes and itching on the extremities due to the use of water? NO

Causes of health and hygienic	Respondents	Percentage
No	20	40
Yes	35	40
Total	55	80

14 To whom are you complaining about water pollution? Data Secretary

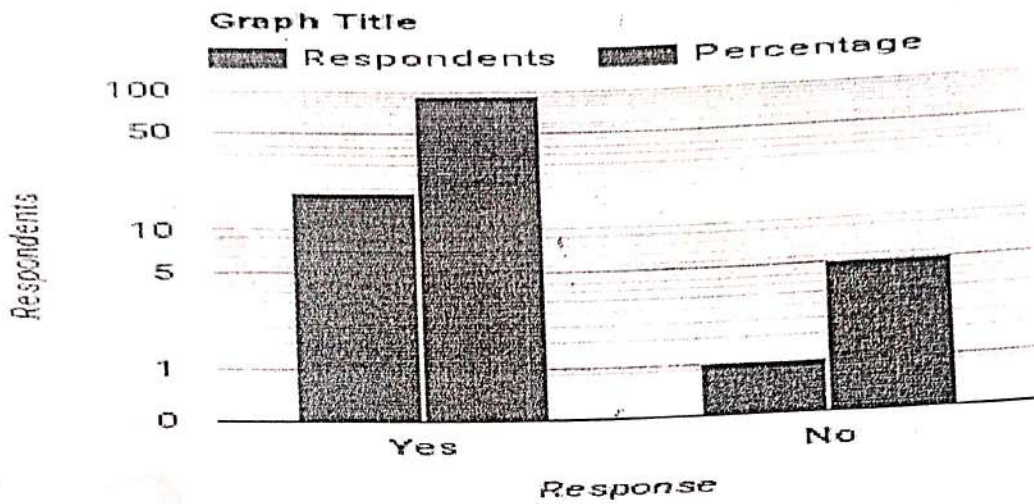
Causes of health and hygienic	Respondents	Percentage
Data secretary	15	40
State pollution control	25	30
Total	40	70

15. Do shrimps and prawns tanks cause water pollution? Yes

Causes of health and hygienic	Respondents	Percentage
No	25	40
Yes	25	40
Total	50	80


16. Is there any danger to animals and birds due to water pollution?

Response	Respondents	Percentage
Yes	19	95%
No	1	5%



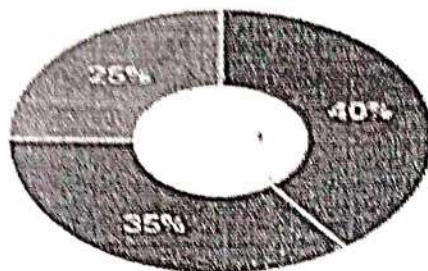
17. Are you watching the headlines on TV and newspapers about water pollution?

Response	Respondents	Percentage
Yes	19	95%
No	1	5%



18. What are the diseases caused by water pollution?

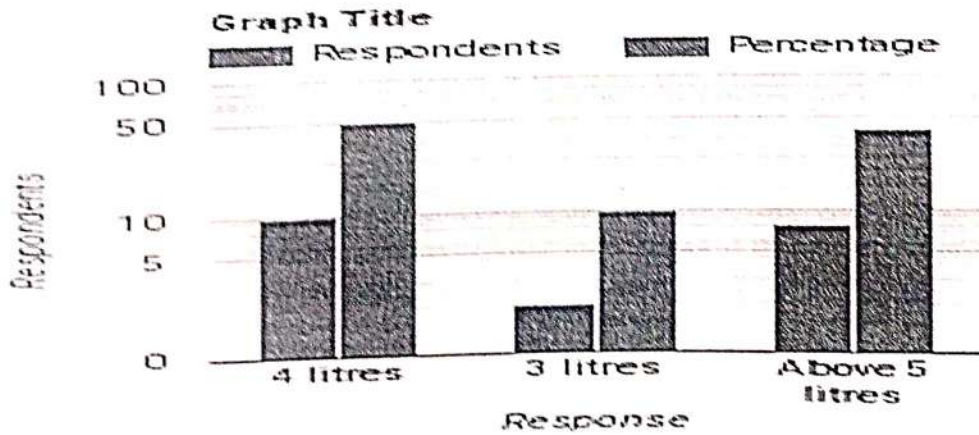
Response	Respondents	Percentage
Skin diseases	8	40%
Fever	7	35%
Kidney problem	5	25%



- Skin diseases
- Fever
- Kidney problem

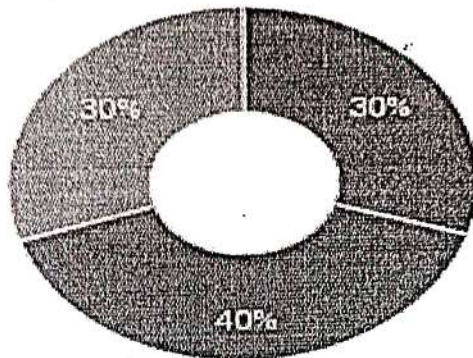
19. How many litres of drinking water does a person need per day?

Response	Respondents	Percentage
4 litres	10	50%
3 litres	2	10%
Above 5 litres	8	40%



20. What are the practical steps you can take to prevent water pollution?

Response	Respondents	Percentage
Creating awareness among people towards protecting water resources	6	30%
Preventing the mixing of waste in water bodies	8	40%
Clean Ponds rivers and canals yearly	6	30%





- Creating awareness among people towards protecting water resources
- Preventing the mixing of waste in water bodies
- Clean Ponds rivers and canals yearly

RRDS GOVERNMENT DEGREE COLLEGE KODAVALLI, BHIMAVARAM, W.G(DT)

COMMUNICATION SERVICE PROJECT

2ND WEAK awareness campaign





23-Aug-2023 5:43:33 pm
Balusumoodi
Bhimavaram
Andhra Pradesh

PART-C

RECOMMENDATIONS AND CONCLUSIONS :

- ❖ Replace old household plumbing and potential lead sources. Replace galvanized plumbing with copper pipes and install lead-free plumbing fixtures that contain 0.25 percent lead or less. After installation, flush cold water taps for five minutes once a day for three days.
- ❖ Water, our common heritage is fragile and limited, including degradation, despite 40 years of protection policies and management remains a concern in all sectors, now requires the mobilization of all. Conserve resources, distribution of drinking water, collect and clean the dirty water and prevent risks requires the participation of many stakeholders.
- ❖ Water is the most precious resource on our planet and the most vital means for survival. Thus all living things cannot live without water most especially human beings. However, water pollution is caused by human activities.
- ❖ *Pollution is a deterioration of water quality caused by human agencies that makes the water less suitable for use than it was originally. Water does not have to be completely pure to be considered unpolluted.*

References:

<https://www.britannica.com/science/water-pollution>

<https://www.airowater.com/blog/causes-and-effects-of-water-pollution/>


<https://www.hsph.harvard.edu/ehep/82-2/>

<https://www.netregs.org.uk/environmental-topics/water/preventing-water-pollution/causes-of-water-pollution/>

<https://www.nrdc.org/stories/water-pollution-everything-you-need-know>

RRDS GOVERNMENT DEGREE COLLEGE SRIRAMPURAM, BHIMAVARAI
W.G(DT)

COMMUNICATION SERVICE PROJECT
Report preparation



[Handwritten Signature]
Dr. R. Srinivasa Rao
P.T., P.A.

G. V. Mahesh



[Handwritten Signature]
PRINC
R.R.D.S. Govt. D
BHIMAVARAI