

RRDS GOVT. DEGREE COLLEGE

BHIMAVARAM - 534 202
W.G.Dt., A.P.,

Dr. V.K.J.PRASUNA M.Com, M.Phil, Ph.D.,
PRINCIPAL
Cell : 9491486449



(Estd. 1972)
Affiliated to Adikavi Nannaya University
Accredited by NAAC)

E-mail : gdcbhimavaram.jkc@gmail.com
Website : www.rrdsgdc.info
Phone : 08816 223458

6.2.2 Implementation of e-governance in areas of operation

3.Student Admission and Support

ADMISSIONS AND SUPPORT

1. Student Admissions through Online portal (OAMDC)

- As per G.O Ms. No. 34 Higher Education Dt: 15-10-2020, Online Admission Process was introduced for admission into Undergraduate Programmes offered by the Degree Colleges in the state.
- To promote merit, achieve excellence, curb malpractices, implement reservations, conduct fair, non-discriminatory and merit based admissions in a transparent basis in the larger interest and welfare of the student community.
- The eligible candidates who passed out from Board of Intermediate, AP or other recognized Boards are eligible to participate in web counselling for the seats available in Undergraduate Programmes in Arts, Science, Social Sciences, Commerce, Management, Computer applications and Social Work, etc., leading to the award of B.A., B.Sc., B.Com., BBA., B.Voc, B.F.A, 5 year integrated PG programmes with Intermediate qualification (with the exception of Engineering and Pharmacy streams) etc, in Government Degree Colleges, Government Autonomous Degree Colleges, Private Aided Degree Colleges, Private Unaided Degree Colleges, Private Autonomous Degree Colleges (Aided and Unaided) in the State of Andhra Pradesh. Candidates are informed that the online admission process consists of registration, payment of processing fee, pending certificate verification, options entry, allotment of seats in 2 or 3 phases and reporting of the students at the respective college.

AP OAMDC - 2023-24 ADMISSIONS
(ONLINE ADMISSIONS MODULE FOR DEGREE COLLEGES)
ADMISSIONS INTO DEGREE PROGRAMMES - WEB BASED COUNSELLING

ADMISSIONS

SRIKAKULAM
VIZIANAGARAM
PARVATHIPURAM MANYAM
ALLURI SITARAMA RAJU

VISAKHAPATANAM
ANAKAPALLI
KAKINADA
DR.B.R.AMBEDKAR KONASEEMA

EAST GODAVARI
WEST GODAVARI
ELURU
KRISHNA
NTR

GUNTUR
BAPATLA
PALNADU
PRAKASAM

SPSR NELLORE
TIRUPATI
CHITTOOR
ANNAMAYYA

YSR
SRI SATYASAI
ANANTAPUR
KURNOOL
NANDYAL

TELANGANA & OTHER STATES

© Copy Rights Reserved with OAMDC. Designed & Developed by **APTOnline**

Best Viewed in Chrome Only

AP OAMDC - 2023-24 ADMISSIONS
(ONLINE ADMISSIONS MODULE FOR DEGREE COLLEGES)
ADMISSIONS INTO DEGREE PROGRAMMES - WEB BASED COUNSELLING

HOME ABOUT US CONTACT US LOGIN

STEP-1
Fill Application &
Fee Payment

STEP-2
Print Application

STEP-3
Web Options

STEP-4
Download Allotment
Order

Forms

Important Information

- Detailed Notification
- User Manual
- List of Help Line Centers
- **NEW** Institute Profile
- **NEW** CAT-B Circular

Important Dates

Admission of candidates into Management
Quota: 25-08-2023 to 20-09-2023

Upload of admitted candidate list in the
portal: 21-09-2023 to 23-09-2023

Upload of admitted candidate list in the portal
with late fee: 26-09-2023 to 30-09-2023

© Copy Rights Reserved with OAMDC. Designed & Developed by **APTOnline**

AP OAMDC - 2023-24 ADMISSIONS
(ONLINE ADMISSIONS MODULE FOR DEGREE COLLEGES)
ADMISSIONS INTO DEGREE PROGRAMMES - WEB BASED COUNSELLING

Services Reports Guidelines 17036 Change Password Logout

Candidate Admission Details

Category: Status: Phase:

Get Details

Show entries Search:

S.No	Registration Number	Inter Hall/Ticket No	Candidate Name	Mobile No	Gender	Institute Code	Category	Course Category	Specialization
1	202300002420	2201242214	KUNA SRAVANI	9618356012	Female	17036	CONVENOR	B Sc Honours	Comput Science
2	202300008314	2304215347	VINNA DURGA MAHA LAKSHMI	9490031117	Female	17036	CONVENOR	B Com Honours	Comput Applicat
3	202300011014	1904215677	Sankarapu Durga Prasad	6302748176	Male	17036	CONVENOR	B A Honours	Economi
4	202300011985	2304216064	VISWANADHAM TEJASRI	9121322623	Female	17036	CONVENOR	B Sc Honours	Comput Science
5	202300012699	2204218029	GOLAGANI SEETA RATNAM	7396003253	Female	17036	CONVENOR	B A Honours	Economi

© Copyrights APSCH - 2021 All Rights Reserved. Designed & Developed by **APTOnline**

Candidate can Access the OAMDC portal at <https://oamdc.ap.gov.in>

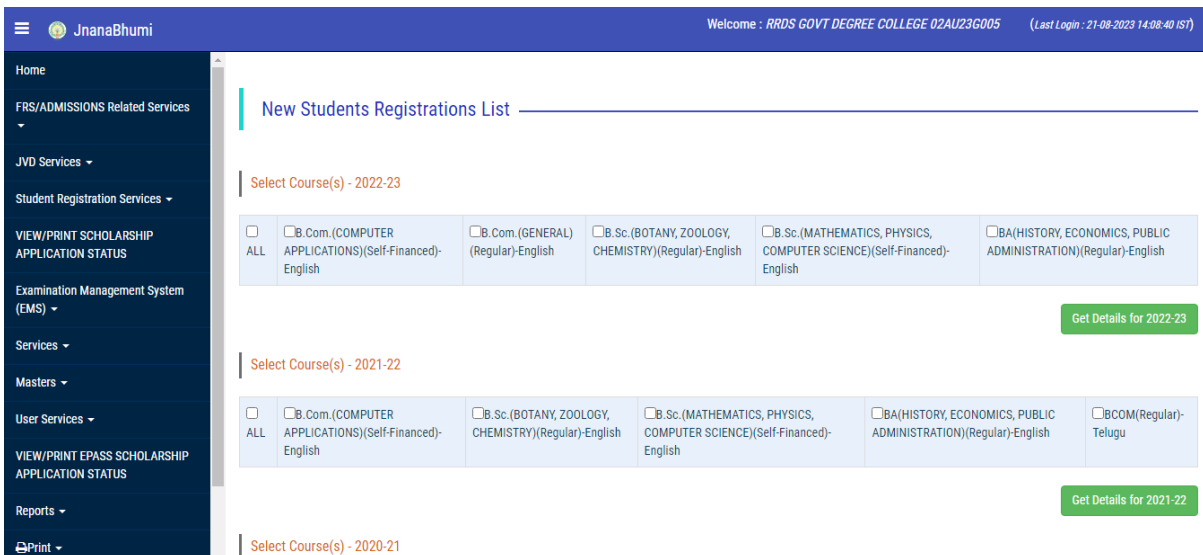
The candidate may either search by College Name, by Course Name, by a click on Search By College/ Courses. Based on search criteria as By Course, in a university region, courses, the college shall be displayed.

Steps that a candidate has to follow in the OAMDC:

- a. Pre-Registration and Application Fee payment.
- b. Submission of Application by duly filling all the details that are necessary as per the process and guidelines.
- c. Verification of the Application at Help Line Centres in the Cases when system directs the Candidate to visit the nearest HLC.br
- d. Exercising the Web Options and thereby completing the Submission of final Web options
- e. Allotment of Seat and generation of allotment order.

2. Scholarships e-transfer to beneficiaries accounts (JNANABHUMI)

The government of AP transfers scholarship amounts to the students' mothers' bank accounts directly under the schemes of 'Jagananna vidya devena' and 'Jagananna vidya vasati' after finalizing the eligibility conditions.



The screenshot displays the Jnanabhumi portal interface. The top navigation bar includes the Jnanabhumi logo, a welcome message for 'RRDS GOVT DEGREE COLLEGE 02AU23G005', and the last login time '21-08-2023 14:08:40 IST'. The left sidebar contains a menu with options like Home, FRS/ADMISSIONS Related Services, JVD Services, Student Registration Services, VIEW/PRINT SCHOLARSHIP APPLICATION STATUS, Examination Management System (EMS), Services, Masters, User Services, VIEW/PRINT EPASS SCHOLARSHIP APPLICATION STATUS, and Reports. The main content area is titled 'New Students Registrations List' and features three sections for selecting courses for different academic years: 2022-23, 2021-22, and 2020-21. Each section includes a table of course options with checkboxes and a 'Get Details' button.

Select Course(s) - 2022-23					
<input type="checkbox"/> ALL	<input type="checkbox"/> B.Com.(COMPUTER APPLICATIONS)(Self-Financed)-English	<input type="checkbox"/> B.Com.(GENERAL)(Regular)-English	<input type="checkbox"/> B.Sc.(BOTANY, ZOOLOGY, CHEMISTRY)(Regular)-English	<input type="checkbox"/> B.Sc.(MATHEMATICS, PHYSICS, COMPUTER SCIENCE)(Self-Financed)-English	<input type="checkbox"/> BA(HISTORY, ECONOMICS, PUBLIC ADMINISTRATION)(Regular)-English

Select Course(s) - 2021-22					
<input type="checkbox"/> ALL	<input type="checkbox"/> B.Com.(COMPUTER APPLICATIONS)(Self-Financed)-English	<input type="checkbox"/> B.Sc.(BOTANY, ZOOLOGY, CHEMISTRY)(Regular)-English	<input type="checkbox"/> B.Sc.(MATHEMATICS, PHYSICS, COMPUTER SCIENCE)(Self-Financed)-English	<input type="checkbox"/> BA(HISTORY, ECONOMICS, PUBLIC ADMINISTRATION)(Regular)-English	<input type="checkbox"/> BCOM(Regular)-Telugu

Select Course(s) - 2020-21					
----------------------------	--	--	--	--	--

Scholarships: Jnanabhumi portal by Govt. of Andhra Pradesh

Jnanabhumi is a dedicated online portal of Government of Andhra Pradesh for the implementation of various scholarship schemes offered by different government departments. Launched in the year 2017, it is a digital platform with the help of which the state government implements and disburses its Pre-Matric, Post-Matric and other scholarship schemes. Earlier, these schemes were implemented through the AP ePass portal. The students who are domicile of Andhra Pradesh state and belong to SC, ST, BC, Minorities, Kapu, EBC, differently-abled communities can avail benefits under these schemes.

3. LMS organized by CCE, Govt. of AP

Learning Management System (LMS) is an important initiative of the department introduced to enhance the quality of teaching and promote cooperative learning among students. As an Academic Reform under RUSA, the effort is a step towards realizing the Government’s vision to transform Andhra Pradesh into a knowledge hub and empower its students with knowledge and skills. The initiative aims at introducing pedagogy practices that support meaningful education enabling students to think critically, logically and have command over core subjects.

Objectives

- To encourage self learning among students
- To involve students in the ICT based Learning Process
- To change the role of teachers and facilitate learning by innovations, mentoring and counselling.
- To help students become familiar with basics and master the subject.
- To improve employment opportunities in core subjects

Through LMS, teachers utilize various pedagogical practices like video lessons, power point presentations, problem solving tasks, question banks, case studies, projects to promote active learning in students leading to effective transfer of knowledge and skills to students in and outside the classroom. Teachers are encouraged to explore few time-tested and practical pedagogical examples implemented across the world and design pedagogical methods that suit their students to ensure good learning outcomes.

Process implemented by the department:

1. The pedagogy development committee for each subject prepared pedagogic strategies for all units in the curriculum
2. Suitable topics for strategies like case studies, assignments, models, project work, class seminar, videos and their open online sources and web links for online learning were listed
3. Student related material was also worked out to help students get a comprehensive view of the subject including the following components under pedagogy kit.
 - i. Handouts with web links for the students giving the overview of the video lesson
 - ii. PowerPoint Presentation

 - iii. Self Assessment Questions

Additional Pedagogical Benefits: 15 minute Video capsules:

The department has taken every care to help students understand the subject in depth by using video lessons as effective teaching and learning tools. Topics identified for video generation were recorded and hosted on the LMS portal to be accessible to all teachers and students. The video capsules along with the reading material will be accessible to students and teachers through the LMS portal throughout the academic year.

Expected Outcomes:

- The initiative will positively impact the teaching learning process in colleges
- Continuous and systematic evaluation of learning will be provided
- Students will orient towards independent learning and creative ventures
- Scope of employment and entrepreneurship in varied sectors is broadened

Learning Management System

Home About LMS FAQs Self Learning Student Programs FDPs Live Additional Resources Contact

Smart Learning An add-on to Conventional Methods

About CCE Learning Management System (LMS)
CCE Learning Management System (LMS) is an important initiative of the department introduced to enhance the quality of teaching and promote cooperative learning among students. As an Academic Reform under RUSA, the effort is a step towards realising the Government's vision to transform Andhra Pradesh into a knowledge hub and empower its students with knowledge and skills. The initiative aims at introducing pedagogy practices that support meaningful education enabling students to think critically, logically and have command over core subjects.

[Know More](#)

Trending Videos
JAVASCRIPT INTRODUCTION ULTRASONICS APPLICATIONS GENERAL CHARACTERISTIC...

Latest News & Events
None Not Available

Commissionerate of Collegiate Education e-Learning

Home About LMS FAQs Self Learning Analytics Student Programs FDPs Additional Resources Live Contact

TELUGU Topics

BSC

- 1st Year 1st Sem
- 1st Year 2nd Sem
- 2nd Year 1st Sem
- 2nd Year 2nd Sem
- 3rd Year 1st Sem
- 3rd Year 2nd Sem

BCom

- 1st Year 1st Sem
- 1st Year 2nd Sem
- 2nd Year 1st Sem
- 2nd Year 2nd Sem
- 3rd Year 1st Sem

Search Topics

SAMASALU
Videos : 2 Etexts : 1 Know more : 0
Dr.PVijay Kumar
Silver Jubilee Govt. College Kurnool

చింతల కట్ట
Videos : 2 Etexts : 2 Know more : 1
Dr. G. B. Ananda Kumar
Nooka college, Machilipatnam

గౌరవోపదేశం కథ
Videos : 2 Etexts : 1 Know more : 2
Dr.PVijay Kumar
Silver Jubilee Govt. College Kurnool

అభివృద్ధి ప్రస్తుతాలు
Videos : 2 Etexts : 1 Know more : 1
Dr. M. Fahmida Begum
GDC (M), Kurnool

4. E-resources (N-List)

N-LIST
National Library and Information Services Infrastructure for Scholarly Content
extending access to e-Resources to colleges in India

College Admin Login Licences and Fair Use FAQs Downloads Awareness Programme

HOME ABOUT MEMBERS REGISTER E-RESOURCES SEARCH

Who are eligible?
All colleges covered under Sections 12(B) and 2(f) of the UGC Act.
Non-Aided colleges (except Agriculture, Engineering, Management, Medical, Pharmacy, Dentistry and Nursing).
[JOIN](#)

REGISTERED MEMBER'S LOGIN
Important for the colleges under firewall, the port nos 2048-3251 required to be open for login. Please ask your Network Admin/ISPs.
[Login Help Manual](#)
[LOGIN](#)

FOR PAYMENT RELATED QUERIES
[paymentinfo\[at\]inlibnet.ac.in](mailto:paymentinfo[at]inlibnet.ac.in)

Search e-books and e-journals

FOR ACCESS RELATED ISSUES
[college\[at\]inlibnet.ac.in](mailto:college[at]inlibnet.ac.in)

- Dashboard
- Users Details
- Upload Bulk Users
- Activate Bulk Users
- Member Delete list
- Usage Statistics
- Invoice / Receipt
- Activity Log
- Change Password
- Logout

DASHBOARD

R R D S Government Degree College

Address: R R D S Government Degree College, Bhimavaram, Andhra Pradesh - 534202
 Website: www.rrdsgdc.info
 AISHE Code: C-24023
 GST No: Not Found [Add GST No](#)

96 Active Users	0 Expired Users
30 Pending Users	0 Delete Request

Principal Details

Dr V K J Prasuna
 gdcbhimavaram.jkc@gmail.com
 9491486449

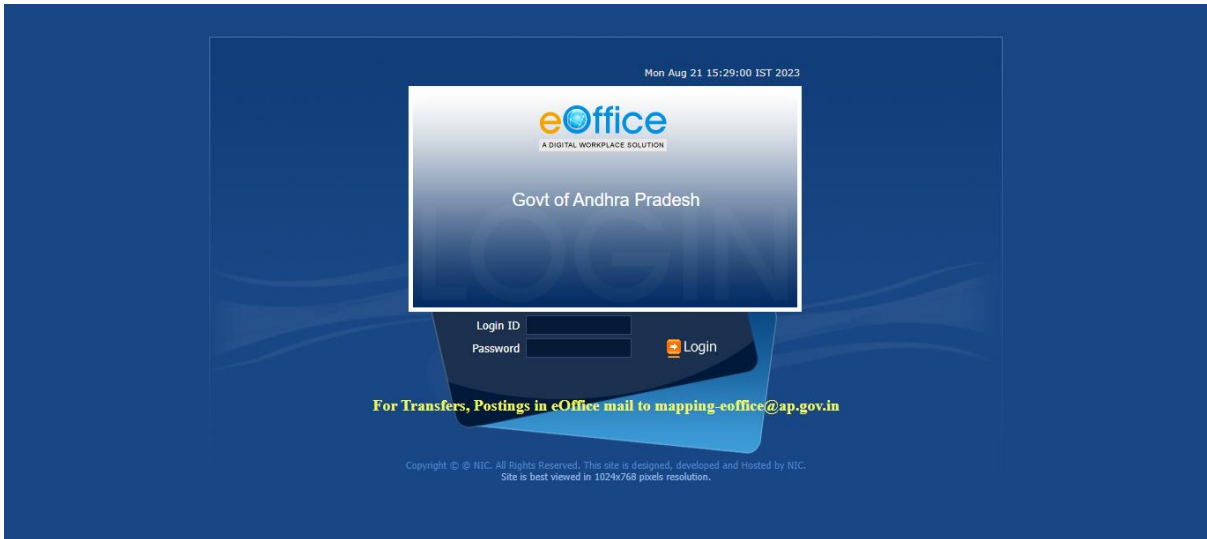
N-LIST College Admin Details

Dr V K J Prasuna
 gdcbhimavaram.jkc@gmail.com
 9491486449


Technical Person Details

S Lakshmikantham
 lakshmisala6@gmail.com
 8885137777

4.e-Office



5. FRS



Dashboard

GOVT DEGREE COLLEGE BHIMAVARAM Attendance Aug 21, 2023 Refresh

DDO Dashboard

- Employee Services
- DDO Actions
- Approvals
- Reports
- Holidays
- Change Password

Powered By **apcress**

Clock In / Clock Out

<p>Attendance Marked (Clocked In) 15 (78.95%)</p>	<p>Attendance Not Marked (Not Clocked In) 4 (21.05%)</p>	<p>On Leave 0 (0%)</p>	<p>Total Enrolled 19</p>
--	---	---------------------------------------	-------------------------------------

6. Internship I-Map

COMMISSIONERATE OF COLLEGIATE EDUCATION Government of Andhra Pradesh

INTERNSHIP MONITORING APPLICATION

Home

Login

User ID

Password

LOGIN

Forgot your password?

© Copyright © 2022 Commissionerate of Collegiate Education. - All Rights reserved.

COMMISSIONERATE OF COLLEGIATE EDUCATION Government of Andhra Pradesh

INTERNSHIP MONITORING APPLICATION

Home Transactions Reports Mappings Masters GDC RAJAHMUNDRY

Scheduled Tasks List

S.No.	Institution Name	Course	Year	Sem	Student	Student Mobile No	Student No	Internship / Batch Name	Task Subject	Schedule Date	From	To	Record Status	Status
1	GDC (A), Rajahmundry	BA HONS-ECONOMICS-EM - Sem - IV - English	2	4	AMARASETTI SAI	9398098807	117153	RJY-Internship-1 / RJY-Internl-Batch-1	Introduction meeting & Training session	01-Aug-2022	01-Aug-2022 13:00	01-Aug-2022 17:00		Not Reported
2	GDC (A), Rajahmundry	BA HONS-ECONOMICS-EM - Sem - IV - English	2	4	NEELAM SATYA SAI NAGA SARVAJANA	9666549226	117154	RJY-Internship-1 / RJY-Internl-Batch-1	Introduction meeting & Training session	01-Aug-2022	01-Aug-2022 13:00	01-Aug-2022 17:00	Saved	Reported
3	GDC (A), Rajahmundry	BA HONS-ECONOMICS-EM - Sem - IV - English	2	4	GAJJELA MERYMANI	9505424435	117155	RJY-Internship-1 / RJY-Internl-Batch-1	Introduction meeting & Training session -549	01-Aug-2022	01-Aug-2022 13:00	01-Aug-2022 17:00	Saved	Reported
4	GDC (A), Rajahmundry	BA HONS-ECONOMICS-EM - Sem - IV - English	2	4	PAIDA SEETHA MAHA LAXMI	7794863372	117156	RJY-Internship-1 / RJY-Internl-Batch-1	Introduction meeting & Training session	01-Aug-2022	01-Aug-2022 13:00	01-Aug-2022 17:00		Not Reported
5	GDC (A), Rajahmundry	BA HONS-ECONOMICS-EM - Sem - IV - English	2	4	SRIRAM DIVYA DEVI	7671839092	117162	RJY-Internship-1 / RJY-Internl-Batch-1	Introduction meeting & Training session	01-Aug-2022	01-Aug-2022 13:00	01-Aug-2022 17:00		Not Reported
6	GDC (A), Rajahmundry	BA HONS-ECONOMICS-EM - Sem - IV - English	2	4	BONEM YASWANTH	7382067949	117163	RJY-Internship-1 / RJY-Internl-Batch-1	Introduction meeting & Training session	01-Aug-2022	01-Aug-2022 13:00	01-Aug-2022 17:00		Not Reported
7	GDC (A), Rajahmundry	BA HONS-ECONOMICS-EM - Sem - IV - English	2	4	MUDE DIVYA THIASI	9542881651	117164	RJY-Internship-1 / RJY-Internl-Batch-1	Introduction meeting & Training session	01-Aug-2022	01-Aug-2022 13:00	01-Aug-2022 17:00		Not Reported



Institution Details

College Name	Course	Year
GDC (A), Rajahmundry	BA HONS-ECONOMICS-EM - ECONOMICS - Sem - IV - English	2
Semister	Student Name	Student Mobile
4	NEKURI BHARATH KUMAR	9493651524
Student No		
117161		

Batch / Internship Details

Internship Name	Batch Name	Industry
RJY-Internship -1	RJY-BAH-Batch-1	Lumarise Pvt.Limited
Industry Unit	Industry Trainer	Teacher / Mentor
Unit-1	Trainer1 - 8978668070	A A ANNAPURNA - 8978737858

Task Details

Task Subject	Task Description	Scheduled Date
Real time working knowledgen on machinery and equipment	Real time working knowledgen on machinery and equipment	06-Sep-2022
To Time	Record Status	From Time
06-Sep-2022 17:00	Saved	06-Sep-2022 13:00
		Approval Status
		P

Instruction Manual for OAMDC

Online Admissions Module For Degree colleges – AC. 2020-21

Prepared by Team APCFSS



Instruction Manual for Online Admisson Module for Degree Colleges



State Universities of Andhra Pradesh
Academic Year 2020-21



ANDHRA PRADESH
Centre for Financial
Systems and Services



TABLE OF CONTENTS

A. Introduction.....	1-1
B. About Us.....	2-2
C. G.o.'s	2-2
D. FAQ's.....	3-3
E. Help Line Centres.....	3-3
F. Pre-Registration.....	6-7
G. Application Payment.....	7-8
H. Know You Application & Forgot Password.....	8-8
I. Application Submission.....	9-12
J. Preview and Edit the Application.....	12-13
K. Searching of Colleges/ Courses/ Subjects.....	13-15
L. Reports.....	15-16
M. Course Eligibility.....	17-17
N. Prioritizing or Exercising the Web Options.....	17-20
o. Print of Web Options.....	20-20
P. Allotment Order.....	21-21
Q. Implementation of Rule of Reservation.....	



A. Introduction:

For getting an admission into the Non Professional Degree Courses like B.A, B.Sc., B.Com, BBA, BCA, and B.Voc, etc., under the listed 10 State Universities Affiliated Degree Colleges

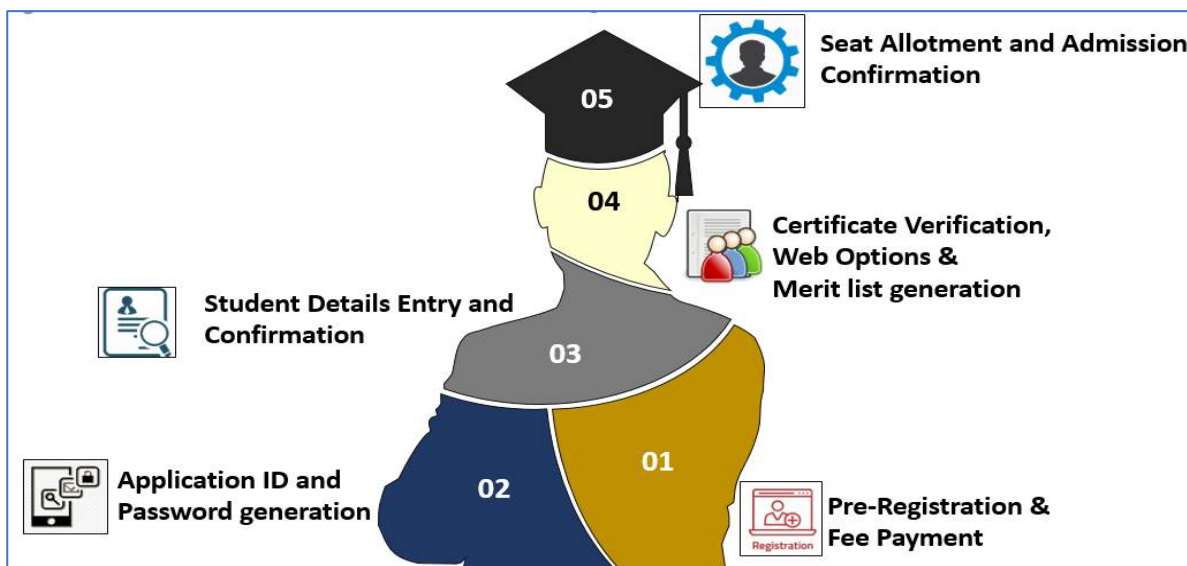
Sno	University Name	Place
1	ADIKAVI NANNAYA UNIVERSITY	Rajahmundry
2	ANDHRA UNIVERSITY	Visakhapatnam
3	DR BR AMBEDKAR UNIVERSITY	Srikakulam
4	KRISHNA UNIVERSITY	Machilipatnam
5	NAGARJUNA UNIVERSITY	Guntur
6	RAYALASEEMA UNIVERSITY	Kurnool
7	SRI KRISHNADEVARAYA UNIVERSITY	Anantapuram
8	SRI VENKATESWARA UNIVERSITY	Tirupati
9	VIKRAMA SIMHAPURI UNIVERSITY	Nellore
10	YOGI VEMANA UNIVERSITY	Kadapa

The candidate needs to complete the Admissions Application available at the following link <https://oamdc.ap.gov.in>.

The screenshot displays the OAMDC website interface. At the top, the header includes the OAMDC logo, the text "(Online Admission Module for Degree Colleges) GOVT. OF ANDHRA PRADESH", and navigation links: Home, About Us, GO'S, FAQs, Reports+, Help Line, Sign In, and Dept Login. Below the header is a carousel of university logos. To the right, the "Latest News" section contains two announcements: "Online Degree Admissions will be start soon." and "Intermediate Results Announced.". The main content area features three numbered steps: "01 Pre-Registration & Payment", "02 Candidate Login", and a "Search By College / Courses" button. At the bottom, the "Admission Schedule, OAMDC 2020-21" section includes three categories: "Notification" (Commencement of online application submission for Andhra Pradesh UC admissions July 2020), "Registration" (Online Registrations will be announced soon.), and "Web options".



Processes involved:



B. About Us

- The Candidate wish to know about the Structure of portal Authorities can click on the followed URL: <http://oamdc.ap.gov.in/homepage.do>

Or

Home page → About Us

About Us

ANDHRA PRADESH STATE COUNCIL OF HIGHER EDUCATION

The Andhra Pradesh State Council of Higher Education (APSCHE) was established by the Order of the State Government of Andhra Pradesh according to the provisions of the AP Reorganization ACT 2014.

The Andhra Pradesh State Council of Higher Education is the highest body of Higher Education of the State Government. It coordinates the University Grants Commission (UGC), the State Government and the Universities. It is the general duty of the Council to determine standards in Higher Education Institutions, Research Institutions, Scientific and Technical Institutions. It streamlines the standards in accordance with the guidelines of University Grants Commission, issued from time to time. The APSCHE envisages three distinct functions (a) Planning and Coordination, (b) Academic Functions and (c) Advisory Functions.

Organogram of CCE

Organogram of APSCHE

COMMISSIONERATE OF COLLEGIATE EDUCATION

The main purpose of Collegiate Education is to promote Higher Education, giving special attention to the institutes located in backward and rural areas. It aims to strengthen women education at undergraduate and post-graduate levels. It monitors the academic standards of the colleges in the interest of the students. It helps the colleges to improve infrastructure in order to maintain the quality of education. It takes important decisions regarding the academic schedules, budget approvals, academic inspections, training programmes, research provisions etc. It helps the students in their educational pursuits by offering academic guidance and by giving skill based training. It arranges campus selections for the students through APJKC.





C. Go's

- The Candidate Wish to know about Government Orders regarding the Online Admissions Process, Click on the followed URL:

<http://oamdc.ap.gov.in/homepage.do?mode=go>

Or

Home page → G.O's

GOVERNMENT ORDERS			
S.No	GO Number	GO Name	Download
1	G.O.MS.No. 34	Higher Education - Introduction of Online admission process for admission into under graduate courses offered by the Degree Colleges in the State - Rules for online admissions for admission of students into Undergraduate Courses in Arts, Science, Social Sciences, Commerce, Management, Computer Applications and Social work etc. including Honours, in all faculties in Government Degree Colleges, Government Autonomous Degree Colleges, Private Aided Degree Colleges, Private Unaided Degree Colleges and Private-Autonomous Degree Colleges (Aided and Unaided) -Notification - Orders - issued.	
2	G.O.Rt.No.63.	Higher Education- Technological Reforms towards Streamlining and End-To-End Automation of Academic and Administrative Activities in A.P State Universities and its affiliated Colleges including Govt./Aided/Private - Orders - Issued.	

D. FAQ's

- The Candidate wish to know about Frequently Asked Questions (FAQ's), Click on the followed URL: <http://oamdc.ap.gov.in/FAQS.do?key=FAQSReport>

Or

Home page → FAQ's

Frequently Asked Questions
What is OAMDC ?
I have paid Registration Fee.I am not able to login.
I have received my application number but I am unable to login.
What should I need to remember after registration?
Can I go to any helpline centre nearest to me for the purpose of verification?
Can I change my web options after submitting my application?
I can not find my Village In the address field while filling application form
I forgot my password. How can I retrieve?
I have paid registration fee and not able to exercise web options.
Already Registered Error OR Some one registered my application without my knowledge. What should I do?
Verification:I have applied for more than One University. Should I get verified In all the universities that I applied for?
I lost my Mobile phone. What should I do?



E. Help Line Centres

1. For Help Line Centres Click on the Followed URL:
<http://oamdc.ap.gov.in/helpdesk.do?key=helpdeskReport>

Or

Home → Help Line

F. Pre-Registration:

1. For Pre – Registration Click on Pre- Registration button click on the Register.



REGISTER

2. Students qualified from Board of Intermediate Education, Andhra Pradesh, the Candidate select the intermediate Board name as Board of Intermediate Education, Andhra Pradesh. And Enter the Intermediate Hall ticket Number, the remaining details like Aadhar Number, Student Name, Date of Birth will be populated.
3. The Candidate need to enter the Valid Mobile Number. This will be used for future communication.
4. The candidate needs to select the Reservation category, based on the Reservation Category, Application fee to be paid will be displayed.
5. Enter the captcha and click on proceed to payment for the paying the application fee.



UG Online Admission Payment Form

Intermediate/10+2/Equivalent Board Name:

Intermediate/10+2/Equivalent Hall Ticket Number:

Intermediate/10+2/Equivalent Pass Year:

Pass Out Type: Regular Supplementary

Aadhar Number:

Student Name:

Date Of Birth:

Mobile Number:

Reservation Category:

Application Fee(Rs):

PN3RPL
Enter Above Captcha

Important Note:

- Fee once paid is not refundable under any circumstances.
- If the information furnished by you is found incorrect, you will forfeit your admission.
- All the students who do not belong to the Board of Intermediate Education-AP can apply online and must visit the nearest help-line center to them for the verification of their certificates.

- Other than Board of Intermediate Education, Andhra Pradesh, candidates need to select the Board from the list of boards available.
- For other board candidates like Telangana and others need to enter the details in the specified field like Hall ticket Number, Intermediate Passed out Year (From the drop down), select the Passed out type (Regular/ Supplementary), Enter the Student Name, Date of Birth, Mobile Number and select the Reservation Category from the drop down).
- After entering, the details enter the captcha shown and click on Proceed to payment.
- Enter the received OTP in the below screen for Mobile number verification.

Mobile No. Verification

Please Enter OTP



G. Application Payment

1. The Successful verification of the mobile number the Candidate need to pay the application payment in the shown screen.
2. The Candidate may select the type of payment options like Credit card, Debit card, Debit Card+ ATM PIN, Internet Banking and UPI available.

3. After the Successful payment, the below message along with Application ID, Transaction ID and Transaction Date will be displayed.

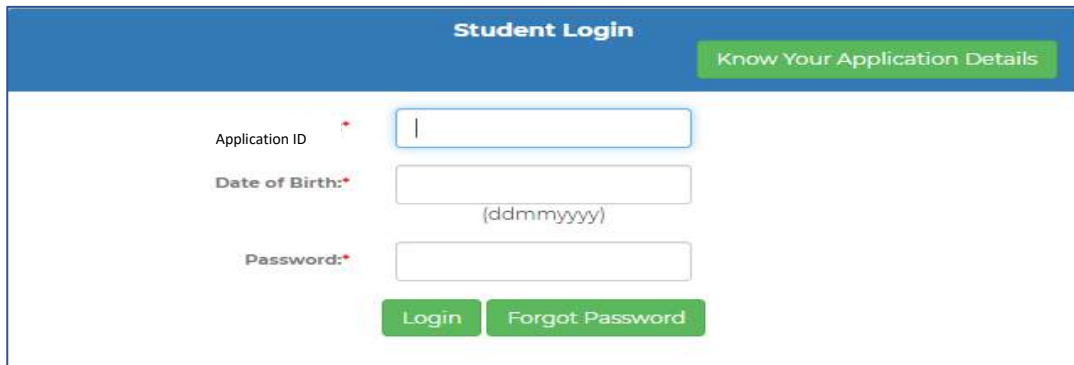
4. The Candidate will receive the Application ID and Password through SMS to the registered Mobile Number.
5. The Candidate can fill the application immediately or He / She can fill the application later.
6. If the candidate wishes to fill the Application Immediately, He / She need to click on the **“Click here to submit”** the application.



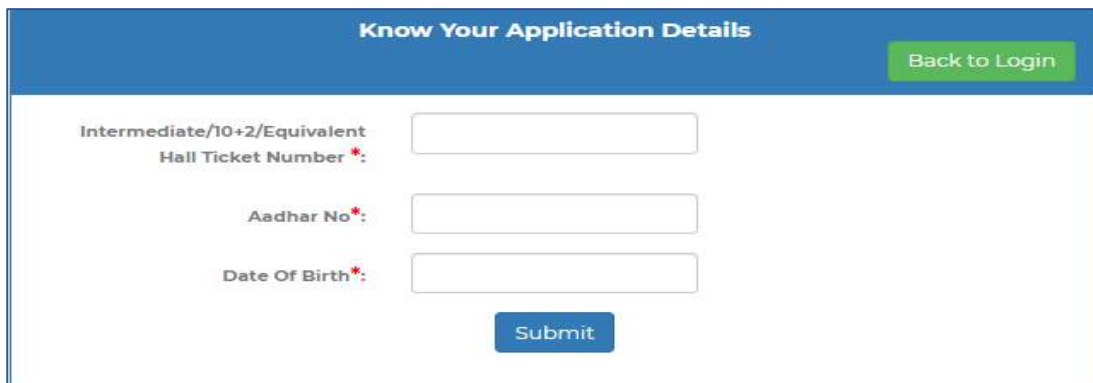
H. Know You Application & Forgot Password:

Login Screen:

If the candidate wishes to fill the application later He / She need to click on the candidate login and provide the required credentials like Application ID, Date of Birth and the password received through SMS in the below screen.



1. In case the Candidate forgot the Application ID, click on the **“Know your Application”** and He / She redirected to another screen shown below. Candidate need to provide the following details like Intermediate Hall ticket Number, Aadhar Number and Date of Birth for getting the Application ID. The Application ID will be sent to the Registered mobile number.



2. If the Candidate lost, the message Sent by OAMDC or forgot the Password, click on the Forgot Password. He / She redirected to another screen shown below. Candidate need to provide the following details like Intermediate Hall ticket Number, Aadhar Number and Date of Birth for getting the Password, the Password will be sent to the Registered mobile number.



Know Your Password

Intermediate/10+2/Equivalent
Hall Ticket Number *:

Aadhar No*:

Date Of Birth*:

After the Successful login, the candidate need to submit the required details in the application form for the Admission.

I. Application Submission:

1. In the below screen we notice two sections like Student Details and Intermediate Details.

STUDENT PERSONAL DETAILS

Student Name (కాండ్ పేరు) *	<input style="width: 95%;" type="text" value="sathish"/>	Gender (లింగం) *	<input type="radio"/> Male <input type="radio"/> Female <input type="radio"/> Transgender
Father's Name (పాపం పేరు) *	<input style="width: 95%;" type="text"/>	Aadhar Number (అపర్ నంబర్) *	<input style="width: 95%;" type="text" value="7000-0000-6666"/>
Mother's Name (అమ్మ పేరు) *	<input style="width: 95%;" type="text"/>	SSC H.T.No (SSC హెల్ టికెట్ నంబర్)	<input style="width: 95%;" type="text"/>
Date Of Birth (పుట్టిన తేదీ) *	<input style="width: 95%;" type="text" value="01/01/1995"/>		

2. For BIE, AP Student needs to enter the Mother's name only. The remaining details will be populated. (SSC Hall ticket number is not mandatory).
3. In the Intermediate Details Section based on the intermediate Hall ticket Number details will be populated from BIE, AP. If the candidate completed a bridge course, He / She need to select the bridge courses and upload the certificate.

INTERMEDIATE DETAILS

Intermediate/Equivalent H.T.No (ఇంటర్మీడియేట్ హెల్ టికెట్ నంబర్) *	<input style="width: 95%;" type="text" value="8021500000000000"/>	Bridge Course (బ్రిడ్జ్ కోర్స్)	<input style="width: 95%;" type="text" value="--Select--"/>
Intermediate/Equivalent Board Name (ఇంటర్మీడియేట్ బోర్డ్ పేరు) *	<input style="width: 95%;" type="text" value="MAHARITUS EXAMINATION SYNDICATE"/>	Bridge Course Certificate Upload	<input type="button" value="Choose file"/> No file chosen <small>Notes: 1) Only JPG/JPEG images less than 10 kb only</small>
Intermediate/Equivalent Course Name (ఇంటర్మీడియేట్ కోర్సు పేరు) *	<input style="width: 95%;" type="text" value="--Select--"/>	Second Language (రెండవ భాష) *	<input style="width: 95%;" type="text" value="--Select--"/>
Medium of Instruction (పాఠశాల) *	<input style="width: 95%;" type="text" value="--Select--"/>	Max. Marks (గరిష్ట మార్కులు) *	<input style="width: 95%;" type="text"/>
Intermediate/Equivalent Percentage (ఇంటర్మీడియేట్ శాతం)	<input style="width: 95%;" type="text"/>	Group Subjects Percentage (గ్రూప్ సబ్జెక్ట్స్ శాతం) *	<input style="width: 95%;" type="text"/>
Languages Total Percentage (భాషలు మొత్తం శాతం) *	<input style="width: 95%;" type="text"/>		
College Name (కాండ్ పేరు) *	<input style="width: 95%;" type="text"/>		



- For Other Board Candidates, need to enter the details like Gender, Father Name, and Mother Name. In addition to SSC hall ticket number (not mandatory). Student name and Aadhar number and Date of birth will be populated from the Pre-Registration and payment screen.
- In the Intermediate Details Section based on the intermediate Hall ticket Number details will not be populated. Need to select the Details like Intermediate Course Name, Medium of Instruction and Second Language, Enter the Intermediate College Name in the specified fields.

INTERMEDIATE DETAILS

<p>Intermediate/Equivalent Ht.No. <small>(అంతర్మధ్యమతర హాల్ టికెట్ నంబర్)</small> *</p> <input type="text" value="52222222222222"/>	<p>Bridge Course <small>(బ్రిడ్జ్ కోర్సు)</small></p> <input type="text" value="-Select-"/>
<p>Intermediate/Equivalent Board Name <small>(అంతర్మధ్యమతర బోర్డు పేరు)</small> *</p> <input type="text" value="BOARD OF INTERMEDIATE EDUCATION, Telangana"/>	<p>Bridge Course Certificate Upload</p> <input type="button" value="Choose file"/> No file chosen <small>NOTE: Upload JPEG/Jpg images less than 100kb only</small>
<p>Intermediate/Equivalent Course Name <small>(అంతర్మధ్యమతర కోర్సు పేరు)</small> *</p> <input type="text" value="-Select-"/>	<p>Second Language <small>(రెండవ భాష)</small> *</p> <input type="text" value="-Select-"/>
<p>Medium of Instruction <small>(పాఠ్యపుస్తకం)</small> *</p> <input type="text" value="-Select-"/>	
<p>College Name <small>(అంతర్మధ్యమతర కళాశాల పేరు)</small> *</p> <input type="text"/>	

- If the candidate completed a bridge course, He / She need to select the bridge courses and upload the certificate.
- The Candidate need to enter His /Her Present/ Permanent Address like Number, Street and PIN Code. And select the District, Mandal and Village from the Drop down.

PRESENT ADDRESS

<p>House Number <small>(ఇంట్లో నంబర్)</small> *</p> <input type="text"/>	<p>District <small>(జిల్లా)</small> *</p> <input type="text" value="-Select-"/>	<input type="text" value="-Select-"/>
<p>Street <small>(రోడ్)</small> *</p> <input type="text"/>	<p>Mandal <small>(మండలం)</small> *</p> <input type="text" value="-Select-"/>	<input type="text" value="-Select-"/>
<p>Pin Code <small>(పిన్ కోడ్)</small> *</p> <input type="text"/>	<p>Village <small>(గ్రామం)</small> *</p> <input type="text" value="-Select-"/>	<input type="text" value="-Select-"/>

PERMANENT ADDRESS

<p>House Number <small>(ఇంట్లో నంబర్)</small> *</p> <input type="text"/>	<p>District <small>(జిల్లా)</small> *</p> <input type="text" value="-Select-"/>	<input type="text" value="-Select-"/>
<p>Street <small>(రోడ్)</small> *</p> <input type="text"/>	<p>Mandal <small>(మండలం)</small> *</p> <input type="text" value="-Select-"/>	<input type="text" value="-Select-"/>
<p>Pin Code <small>(పిన్ కోడ్)</small> *</p> <input type="text"/>	<p>Village <small>(గ్రామం)</small> *</p> <input type="text" value="-Select-"/>	<input type="text" value="-Select-"/>

- If the Present Address and Permanent are same there is a check box available. If the candidate checks there is an exemption for Permanent Address.
- The Candidate exempted to enter the Mobile Number and Reservation Category in the below screen. Candidate need to enter the Contact details like Parents



Contact number, Guardian Contact number, Email, religion, Blood Group and Identification Marks in the Specified Fields.

CONTACT DETAILS			
Mobile No పాపర్ నెంబర్ *	8845678732	Parents Contact No పాపర్ నెంబర్ నెంబర్ నెంబర్	
Guardian Contact No పాపర్ నెంబర్ నెంబర్ నెంబర్		Email నెంబర్ నెంబర్ *	
Religion రెలిజియన్ *	Hindu	Reservation Category రెజర్వేషన్ కేటగిరీ *	SC
Blood-Group బ్లడ్ గ్రూప్	---	Identification Marks 1 నెంబర్ నెంబర్ నెంబర్ నెంబర్ *	
Identification Marks 2 నెంబర్ నెంబర్ నెంబర్ నెంబర్ *		Identification Marks 2 నెంబర్ నెంబర్ నెంబర్ నెంబర్ *	

10. If the Candidate having Special Reservations like CAP (Children of Armed Personal), Sports/ Games, NCC (National Cadet Corps) and NSS (National Service Scheme). They need to check the Specified field for Claiming the Rule of reservation in the Admission process.

SPECIAL RESERVATIONS
<input type="checkbox"/> CAP (సి.ఎ.పి.)
<input type="checkbox"/> Sports/Games (క్రీడలు)
<input type="checkbox"/> NCC (National Cadet Corps) (ఎన్ సి సి)
<input type="checkbox"/> NSS(National Service Scheme) (ఎన్ ఎస్ ఎస్)

11. If the Candidate having the Disability He /She need to specify. If YES need to Upload the SADAREM Issued Certificate Number. After entering the SADAREM number candidate need to click the Get details.

Is Physically Handicapped	<input checked="" type="radio"/> Yes <input type="radio"/> No
SADAREM No సాదారెమ్ నెంబర్ *	<input type="text"/>
	Get Sadarem Details

12. After Entering the valid **SADAREM** Certificate Number, by clicking on the **Get Details**, details will be fetched and Shown.

SADAREM No సాదారెమ్ నెంబర్ *	8302644900000322	Get Sadarem Details			
Sadarem No.	0832644900000322	Applicant Name	Handicap / Irinaka Res	Nature of Disability	0832644900000322
Percentage of Disability	---	Disability Type	Permanent	Assessment Status	Assessed not done

Note: The Candidate Who claimed the Special Reservation and person with Disability, they need to visit the nearest Help Line Centre for Certificate Verification on the dates specified in the Detailed Notification.



- 13.If the Candidate belongs to BC/SC/ST Categories, they need to enter the **Reservation Category Certificate Issued by MEESEVA** in the Specified Field, after entering the Reservation Category certificate number candidate need to click the Get details. If the Candidate belongs OC /EWS need not enter.

CASTE CERTIFICATE DETAILS

Mee Seva No. of Caste Certificate
(మీ సేవా కేటగిరీ సర్టిఫికేట్ నంబర్)

14. After Entering the valid **Reservation Category Certificate Number**, by clicking on the **Get Details**, details will be fetched and Shown.

CASTE CERTIFICATE DETAILS

Mee Seva No. of Caste Certificate
(మీ సేవా కేటగిరీ సర్టిఫికేట్ నంబర్)

CGCO/1304515001

Name: RASALA SATHEESH KUMAR, Gurdain Name: RASALA NARASIMHA RAO, Mobile: 9949946935, MRO Name: CH.Venkateswarlu, Updated Date: 21/04/2015
Caste: BCD, Sub Caste: YADAVA

You have given your caste as SC during payment of application fee. But as per your caste certificate no. you belong to BCD. If the entered caste certificate no. is incorrect, please enter correct certificate no. or you need to pay differential application fee i.e. 100/-

You need to visit the nearest Help Line Center for Caste certificate Verification.

15. If the Candidate having the **Income Certificate**, they need to enter the Income Certificate Issued by **MEESEVA** in the Specified Field, after entering the Income Certificate number candidate need to click the Get details. **(Non Mandatory)**

INCOME CERTIFICATE DETAILS

Mee Seva No. of Income Certificate
(మీ సేవా ఆదాయ సర్టిఫికేట్ నంబర్)

16. After Entering the valid **Income Certificate Number**, by clicking on the **Get Details**, details will be fetched and Shown. **(Non Mandatory)**

INCOME CERTIFICATE DETAILS

Mee Seva No. of Income Certificate
(మీ సేవా ఆదాయ సర్టిఫికేట్ నంబర్)

IC011401504229

Applicant Name: KANDULA DIVYA: Father Name: VENKATA NAGENDRAM Approved Date: 21/10/2014: Total
Income: 45000.00

17. If the Candidate having the **Ration Card**, they need to enter the Ration Card Number in Specified Field. **(Non Mandatory)**

RATION CARD DETAILS

Ration Card Number
(రేషన్ కార్డ్ నంబర్)



18. The Candidate need to select and Enter the Previous Study Details like Place of Study and School Name in the Specified Fields.

PREVIOUS 7 YEARS STUDY DETAILS		
Class (తరగతి)	Place of Study (అధ్యయన స్థలం)	School/College Name (పాఠశాల / కళాశాల పేరు)
12th Class (12 వ తరగతి) *	--Select--	<input type="text"/>
11th Class (11 వ తరగతి)*	--Select--	<input type="text"/>
10th Class (10 వ తరగతి)*	--Select--	<input type="text"/>
9th Class (9 వ తరగతి) *	--Select--	<input type="text"/>
8th Class (8 వ తరగతి) *	--Select--	<input type="text"/>
7th Class (7 వ తరగతి) *	--Select--	<input type="text"/>
6th Class (6 వ తరగతి) *	--Select--	<input type="text"/>

19. The Candidate need to upload the Photo and Signature in the Fields Specified.

Student Photo (విద్యార్థి ఫోటో) *	<input type="button" value="Choose file"/> No file chosen <small>Note: Upload JPEG/jpg images less than 100kb only</small>
Student Signature (విద్యార్థి సంతకం) *	<input type="button" value="Choose file"/> No file chosen <small>Note: Upload JPEG/jpg images less than 100kb only</small>

20. After entering all the Fields, the candidate need to Click on the Preview.

Preview (ప్రేక్ష్య)



SEARCH BY COLLEGE/COURSES


Search By: By Course By College By Subjects

University Name: ANDHRA UNIVERSITY

Course Type: B.Sc.

Course Name: B.Sc.(MATHEMATICS, STATISTICS, COMPUTER SCIENCE)

Medium: English

Captcha: 
Enter Above Captcha

[Search College/Courses](#)

ANDHRA UNIVERSITY

(To View the fee Split up, Move the mouse over the

Serial No	College Name	Course Name	Medium	Address	Regular/Self Finance	Management Type	Intak Seat
1	D.V.S.KRISHNA GOVT. DEGREE COLLEGE(A) (1206)	B.Sc (MATHEMATICS, STATISTICS, COMPUTER SCIENCE)-31070	English	KRISHNA COLLEGE ROAD, MADDILAPALEM	Regular	Government College	30
2	ACL COLLEGE(10192)	B.Sc (MATHEMATICS, STATISTICS, COMPUTER SCIENCE)-31071	English	BLOCK-C	Self-Financed	Private UnAided College	50
3	avanthi degree college(32251)	B.Sc (MATHEMATICS, STATISTICS, COMPUTER SCIENCE)-31071	English	BLOCK 1,12, T NACARAPALEM, BHEEMILIPATNAM, VISAKHAPATNAM	Self-Financed	Private UnAided College	50
4	Aditya Degree college, Gajuwaka(14567)	B.Sc (MATHEMATICS, STATISTICS, COMPUTER SCIENCE)-31071	English	D.NO.26-42-57,Chaitanya Nagar, Near Bhasyam School, Old Gajuwaka, PIN 530026	Self-Financed	Private UnAided College	100
5	SRI SAI KULWANTH DEGREE COLLEGE(19026)	B.Sc (MATHEMATICS, STATISTICS, COMPUTER SCIENCE)-31071	English	12/4/74/1	Self-Financed	Private UnAided College	50

b. By College

- i. Select Management Type
- ii. Select College Type
- iii. Select the University Name
- iv. Select college name
- v. Enter Captcha and Click on Search Colleges



SEARCH BY COLLEGE/COURSES

Search By: By Course By College By Subjects

Management Type: ALL Government Private Aided Private UnAided UNIVERSITY

College Type: ALL Co-Education Women Men

University Name:

College Name:

Captcha: 
Enter Above Captcha

DR BR AMBEDKAR UNIVERSITY

(To View the fee Split up, Move the mouse over the Fee amount)

College Name	Course Name	Medium	Address	Regular/Self Finance	Management Type	Intake Seats	Fee
AKSHARA DEGREE COLLEGE (10235)	BA(HISTORY, ECONOMICS, POLITICAL SCIENCE)-11711	Telugu	Old NH5 Road(Main Road),Padmatula,Ampuram(p),Kanchili(m),Srikakulam dist.	Self-Financed	Private UnAided College	60	Fee to be entered by University
AKSHARA DEGREE COLLEGE (10235)	B.Sc.(MATHEMATICS, PHYSICS, COMPUTER SCIENCE)-10971	Telugu	Old NH5 Road(Main Road),Padmatula,Ampuram(p),Kanchili(m),Srikakulam dist.	Self-Financed	Private UnAided College	50	Fee to be entered by University
AKSHARA DEGREE COLLEGE (10235)	B.Sc.(MATHEMATICS, PHYSICS, CHEMISTRY)-10961	Telugu	Old NH5 Road(Main Road),Padmatula,Ampuram(p),Kanchili(m),Srikakulam dist.	Self-Financed	Private UnAided College	50	Fee to be entered by University
AKSHARA DEGREE COLLEGE (10235)	B.Sc.(BOTANY, ZOOLOGY, CHEMISTRY)-10541	Telugu	Old NH5 Road(Main Road),Padmatula,Ampuram(p),Kanchili(m),Srikakulam dist.	Self-Financed	Private UnAided College	50	Fee to be entered by University
AKSHARA DEGREE COLLEGE (10235)	B.Com (COMPUTER APPLICATIONS)-10061	Telugu	Old NH5 Road(Main Road),Padmatula,Ampuram(p),Kanchili(m),Srikakulam dist.	Self-Financed	Private UnAided College	60	Fee to be entered by University

C. By Subject

- i. Select University
- ii. Select subject
- iii. Select Medium
- iv. Enter captcha



SEARCH BY COLLEGE/COURSES

Search By: By Course By College By Subjects

University Name:

Subject Name:

Medium:

Captcha: 
Enter Above Captcha

DR BR AMBEDKAR UNIVERSITY

(To View the fee Split up, Move the mouse over the Fee amount)

Serial No	College Name	Course Name	Medium	Address	Regular/Self Finance	Management Type	Intake Seats	Fee
1	SANTHINIKETAN DEGREE COLLEGE(17369)	B.Sc.(BIO-TECHNOLOGY, BOTANY, CHEMISTRY)	English	K.K.COMPLEX, RANASTHALAM, SRIKAKULAM DIST	Self-Financed	Private UnAided College	50	Fee to be entered by University
2	THAMMINAIDU VIDYA DEGREE COLLEGE(20434)	B.Sc.(BIO-TECHNOLOGY, CHEMISTRY, MICROBIOLOGY)	English	PONUQUTIVALASA,MARUTHI NAGER 3RD LINE SANTHAKAVITI MANDL, SRIKAKULAM DIST	Self-Financed	Private UnAided College	50	Fee to be entered by University
3	SSR DEGREE (19757)	B.Sc.(BIO-TECHNOLOGY, ZOOLOGY, CHEMISTRY)	English	NEAR DTC COMPLEX, BEHIND DIST JUDGE COURT, SRIKAKULAM	Self-Financed	Private UnAided College	50	Fee to be entered by University
4	SUN DEGREE COLLEGE(20076)	B.Sc.(BIO-TECHNOLOGY, BOTANY, CHEMISTRY)	English	Visakha - A Colony, Srikakulam	Self-Financed	Private UnAided College	50	Fee to be entered by University
5	THAMMINAIDU DEGREE COLLEGE(20433)	B.Sc.(BIO-TECHNOLOGY, CHEMISTRY, MICROBIOLOGY)	English	MM NAGAR	Self-Financed	Private UnAided College	100	Fee to be entered by University

L. Reports:

- The Candidate Wish know about the Colleges, He / She may search the Colleges in the Following URL: <http://oamdc.ap.gov.in/CollegeOverAllReport.do>

Or

Home page → Reports → District Wise Colleges Report


- Select the University
- Select the Management Type
- Select the District
- Enter Captcha and click on Get Data

DISTRICT COLLEGE TYPE OVERALL REPORT

University:

Management Type:

District:

Captcha: 
Enter Above Captcha



S.No	Mandal	College Name	College Type	Management	Year of Establishment	No. of Courses	Sanctioned Strength	Hostel Status	College Details	Course Details
1	ANAKAPALLI	A.M.A.L.COLLEGE	Co-Education	Private Aided College	1962	11	720	YES	College Details	Course Details
2	VISAKHAPATNAMUII	BVA COLLEGE	Co-Education	Private Aided College	1980	11	530	No	College Details	Course Details
3	VISAKHAPATNAMUII	Dr LANKAPALLI BULLAYYA COLLEGE	Co-Education	Private Aided College	1974	18	1450	No	College Details	Course Details
4	VISAKHAPATNAMUII	MRS A.V.N.COLLEGE	Co-Education	Private Aided College	1878	13	780	No	College Details	Course Details
5	ANAKAPALLI	SRI AENARAYANA MAHELA KALASALA	Women	Private Aided College	1975	3	470	No	College Details	Course Details
6	VISAKHAPATNAMUII	ST JOSEPHS DEGREE COLLEGE FOR WOMEN GNANAPURAM VISAKHAPATNAM	Women	Private Aided College	1950	14	710	No	College Details	Course Details
7	VISAKHAPATNAMUII	SIVAP VMC DEGREE COLLEGE	Co-Education	Private Aided College	1980	11	620	No	College Details	Course Details
Total								4920		

2. For getting More details about the College, Click on the College Details button.

College Web Options						
ANDHRA UNIVERSITY						
A.M.A.L.COLLEGE(10309)						
College Details						
Name of the Principal	Dr G JAYA BABU	Email	amalcollegeako9931atgmaildotcom	Landline Number	08544220634	
Web Site	http://www.amalcollege.ac.in					
Address of the College						
District	Visakhapatnam	Mandal	ANAKAPALLI	Village	Anakapalli Town	Pincode
Establishment and History						
College Type	Co-Education	Date of Establishment of College	1962	Year of Existence of College	60	Building Type
College Status						
UGC Status	both	NAAC Grade	B	NAAC CGPA	3.00	NIRF rank
Facilities in the College						
Hostels	available	Mens	3	Women	0	Centralised Library
Centralised Computer Lab	available	Total Carpet Area (sq ft.s)				27.77
Teachers Information						
PG with Ph.D and NET/SET	0	PG with Ph.D only	5	PG with NET/SET only	2	PG with 55% and above only
					50	PG with less than 55% only
Geo Tagging						

3. For getting More details about the Courses offered in the College, Click on the Course Details button.

Course Web Options						
A.M.A.L.COLLEGE						
Course Details						
S.No	Course Name	Medium	Regular	Intake	Fee	
1	B.Com.(GENERAL)	English	Regular	80	0	
2	B.Com.(GENERAL)	Telugu	Self-Financed	80	0	
3	B.Com.(GENERAL)	Telugu	Regular	160	0	
4	B.Sc.(BOTANY, ZOOLOGY, CHEMISTRY)	English	Regular	50	0	
5	B.Sc.(BOTANY, ZOOLOGY, CHEMISTRY)	Telugu	Regular	50	0	
6	B.Sc.(MATHEMATICS, ELECTRONICS, COMPUTER SCIENCE)	English	Self-Financed	50	0	
7	B.Sc.(MATHEMATICS, PHYSICS, CHEMISTRY)	English	Self-Financed	50	0	
8	B.Sc.(MATHEMATICS, PHYSICS, CHEMISTRY)	English	Regular	50	0	
9	B.Sc.(MATHEMATICS, PHYSICS, CHEMISTRY)	Telugu	Regular	50	0	
10	B.Voc(AGRICULTURE)	English	Self-Financed	50	0	
11	B.Voc(Dairying Animal Husbandry)	English	Self-Financed	50	0	



M. Course Eligibility:

- The Candidate wish to get the Information about the Course eligibility, He/ She may get the Information from the following URL: <http://oamdc.ap.gov.in/courseEligibilityReport.do>

Or

Home page → Reports → Course Eligibility Report

- Select the University Name
- Enter Captcha
- Get Data

S.No	Intermediate Course Full Name	Intermediate Course Name	No of UC Courses Eligible	BA	BAOL	BBA	BBM	BCA	B.Com	B.Dance	BHW	B.Music	BSC	BSW	B.Voc
1	Accounting & Taxation(Vocational)	A and T	122	100	0	7	1	1	17	0	1	0	1	1	0
2	Automobile Engineering Technician(Vocational)	A.E.T	191	105	0	7	1	1	17	0	1	0	54	1	0
3	Banking & Financial Services(Vocational)	B.F.S	126	100	0	7	1	0	17	0	1	0	1	1	0
4	Biology, Physics, Chemistry(Generic)	BPC	166	100	0	7	1	0	17	0	1	0	61	1	0
5	Building Construction & Maintenance Technician(Vocational)	B.C. And M.T.	191	109	0	7	1	1	17	0	1	0	54	1	0
6	Commerce, Civics, Public Administration(Generic)	CO-CIV PUB	126	100	0	7	1	0	17	0	1	0	1	1	0
7	Commerce, Economics, Civics(Generic)	CEC	126	100	0	7	1	0	17	0	1	0	1	1	0
8	Commercial Garment Technology(Vocational)	C.G.T	195	100	0	7	1	1	17	0	1	0	67	1	0
9	Computer Graphics & Animation(Vocational)	C.G.A	125	100	0	7	1	0	17	0	1	0	2	1	0
10	Computer Science & Engineering(Vocational)	C.S.E	191	105	0	7	1	1	17	0	1	0	54	1	0
11	Construction Technology(Vocational)	C.T	191	105	0	7	1	1	17	0	1	0	54	1	0
12	Crop Production & Management(Vocational)	C.P And M	195	100	0	7	1	1	17	0	1	0	67	1	0
13	Dairying & (Livestock Management)(Vocational)	DAIRY	194	100	0	7	1	0	17	0	1	0	67	1	0
14	Economics, Civics, Geography(Generic)	ECG	126	100	0	7	1	0	17	0	1	0	1	1	0
15	Economics, Civics, History(Generic)	ECH	126	100	0	7	1	0	17	0	1	0	1	1	0

N. Prioritizing or Exercising the Web Options:

- If the Candidate Wish to exercise the Web options after the Successful verification from the Help Line Centres they may Prioritize the Colleges and Courses.
- The candidate need to login into the OAMDC Portal with the referred Credentials in the login Page.
- If the Candidate Forgot the password/ Lost, the Message/ Forgot the Application ID kindly refer the Forgot Password Section.
- After the Successful login the candidate me access the below Screen.



5. Payment Reference ID and Receipt
6. Printing of Application Form
7. Click Here for Web options.
8. After Clicking the Web options, the Candidate get the Following Screen
9. The Candidate may prioritize the Web Options
 - a. By Course
 - b. By College

a. By Course:

- i. Select the University
- ii. Select Course
- iii. Select Medium
- iv. Click on Show Courses

The screenshot shows a web interface for selecting courses. At the top, there are navigation links for 'Home', 'Services', and 'Logout', along with a user ID 'DOS202000545787'. Below this, the 'Web Options' section has two radio buttons: 'By Course' (selected) and 'By College'. There are three dropdown menus for 'University' (currently showing '--Select--'), 'Course', and 'Medium'. A 'Show Colleges' button is positioned below the dropdowns. At the bottom of the page, a footer reads 'Degree Online Services, Govt. of Andhra Pradesh © 2020. All rights reserved.'

1. The below Screen displays for Exercising the Web options.
2. The details Like University Name, College Name, Course Name, Medium, Address of the College, Course Type (Regular / Self- Finance), Management Type, Intake, Vacant Seats and Fee will show.
3. The candidate need to Use the integers from 1 to 'n' as options

Serial No	University Name	College Name	Course Name	Medium	Address	Regular/Self Finance	Management Type	Intake Seats	Vacant Seats	Fee	My Priority(numbers)
1	DR BR AMBEDKAR UNIVERSITY	ADITYA DEGREE	B.Sc.(MATHEMATICS, PHYSICS, CHEMISTRY)	Telugu	SRINIVASA NAGARNEAR OFFICIAL COLONY	Regular		50		Fee not given by University	1 ▲▼
2	DR BR AMBEDKAR UNIVERSITY	ADITYA DEGREE	B.Sc.(MATHEMATICS, PHYSICS, CHEMISTRY)	English	SRINIVASA NAGARNEAR OFFICIAL COLONY	Regular		100		Fee not given by University	2 ▲▼
3	DR BR AMBEDKAR UNIVERSITY	ADITYA DEGREE	B.Sc.(MATHEMATICS, PHYSICS, COMPUTER SCIENCE)	English	SRINIVASA NAGARNEAR OFFICIAL COLONY	Regular		100		Fee not given by University	3 ▲▼
4	DR BR AMBEDKAR UNIVERSITY	GOVERNMENT DEGREE COLLEGE (MEN), SRIKAKULAM	BA(GEOGRAPHY, SPECIAL ENGLISH, TOURISM AND TRAVEL MANAGEMENT)	Telugu	OPP: KODI RAMMURTHI STADIUM, Balagathopu,Srikakulam.	Regular	Government	60		Fee not given by University	4 ▲▼

At the bottom of the table, there are two buttons: 'Save Options' and 'Delete All Options'.

4. After the Successful exercising of Web Options, the Candidate need to save the web options.
5. HE /She Will get the Message Like



Weboptions have been saved successfully.

b. By College:

- i. Select the University
- ii. Select College

Web Options: By Course By College

University:

College:

[Show Courses](#)

1. The below Screen displays for Exercising the Web options.
2. The details Like University Name, College Name, Course Name, Medium, Address of the College, Course Type (Regular / Self- Finance), Management Type, Intake, Vacant Seats and Fee will show.
3. The candidate need to Use the integers from 1 to 'n' as options

Serial No	University Name	College Name	Course Name	Medium	Address	Regular/Self Finance	Management Type	Intake Seats	Vacant Seats	Fee	My Priority(numbers)
1	DR BR AMBEDKAR UNIVERSITY	ADITYA DEGREE	B.Sc.(MATHEMATICS, PHYSICS, CHEMISTRY)	Telugu	SRINIVASA NAGARNEAR OFFICIAL COLONY	Regular	University College	50		Fee not given by University	1 ▲▼
2	DR BR AMBEDKAR UNIVERSITY	ADITYA DEGREE	B.Sc.(MATHEMATICS, PHYSICS, CHEMISTRY)	English	SRINIVASA NAGARNEAR OFFICIAL COLONY	Regular	University College	100		Fee not given by University	2 ▲▼
3	DR BR AMBEDKAR UNIVERSITY	ADITYA DEGREE	B.Sc.(MATHEMATICS, PHYSICS, COMPUTER SCIENCE)	English	SRINIVASA NAGARNEAR OFFICIAL COLONY	Regular	University College	100		Fee not given by University	3 ▲▼
4	DR BR AMBEDKAR UNIVERSITY	GOVERNMENT DEGREE COLLEGE (MEN), SRIKAKULAM	BA(GEOGRAPHY, SPECIAL ENGLISH, TOURISM AND TRAVEL MANAGEMENT)	Telugu	OPP: KODI RAMMURTHI STADIUM, Balagathopu,Srikakulam.	Regular	Government	60		Fee not given by University	4 ▲▼

[Save Options](#) [Delete All Options](#)

4. After the Successful exercising of Web Options, the Candidate need to save the web options.
5. HE /She Will get the Message Like

Weboptions have been saved successfully.



10. If the Candidate Wish Change the Priorities or Delete the Exercised Options He/ She May Delete the total web Options or the Selected Wed Options. In the same screen.

O. Print of Web Options:

1. After Prioritizing the Web Options, the Candidate may take the Print out of the Exercised web options.
2. The below screen will show.

College Priorities Report								
Applicant ID:OAM202000545891				Applicant Name:SAGINA GANGA BHAVANI				
Search				Click on the text with blue color to get Detailed Reports				
S.No	University	College Name	Course Name	Address	Medium	Regula/Self Finance	Fee	Priority
▲ 1 ▼	▲ 2 ▼	▲ 3 ▼	▲ 4 ▼	▲ 5 ▼	▲ 6 ▼	▲ 7 ▼	▲ 8 ▼	▲ 9 ▼
1	ANDHRA UNIVERSITY	VISAKHA GOVERNMENT DEGREE COLLEGE FOR WOMEN	BA(ECONOMICS, POLITICAL SCIENCE, PSYCHOLOGY)	OLD JAIL ROAD	Telugu	Regular	Fee not given by University	1
2	ANDHRA UNIVERSITY	DR LANKAPALLI BULLAYYA COLLEGE	BA(HISTORY, ECONOMICS, GEOGRAPHY)	S NO 44, D NO 52-14-75, RESAPUVANIPALEM, VISAKHAPATNAM 530013	English	Self-Financed	Fee not given by University	2
3	ANDHRA UNIVERSITY	VINEK DEGREE COLLEGE	BA(HISTORY, ECONOMICS, GEOGRAPHY)	47-11-20/3 1st lane dvarakanagar	English	Self-Financed	Fee not given by University	3
4	NAGARJUNA UNIVERSITY	HINDU COLLEGE GUNTUR	BA(ECONOMICS, POLITICAL SCIENCE, COMPUTER	MAIN ROAD, Near Venkateswara Vignanamandir, GUNTUR	English	Self-Financed	Fee not given by University	4
5	KRISHNA UNIVERSITY	GOVT DEGREE COLLEGE TIRUVURU	BA(ECONOMICS, POLITICAL SCIENCE, COMPUTER APPLICATIONS)	Degree College Road,Peta TIRUVURU.	Telugu	Regular	Fee not given by University	5

P. Allotment Order

1. After the Seat Allotment is Done by the APSICHE/ CCE the Allotment letter will be available in the Candidate Login.



Q. Implementation of Rule of Reservation in the Admission Process:

S No	Caste	Percentage
1	SC	15%
2	ST	6%
3	BC 1. BC-A 2. BC-B 3. BC-C 4. BC-D 5. BC-E	29%(for all Categories) 7% 10% 1% 7% 4%
4	Physically Handicapped 1. VH 2. Hearing Impaired 3. OH	3%(for All Disabilities) 1% 1% 1%
5	Special Reservations 1. CAP 2. NCC 3. Sports	4.5%(total) 2% 2% ½%
6	Women Candidates	33.33% in All Categories
7	EWS(Economically Weaker Sections)	10% (Super Numery)

